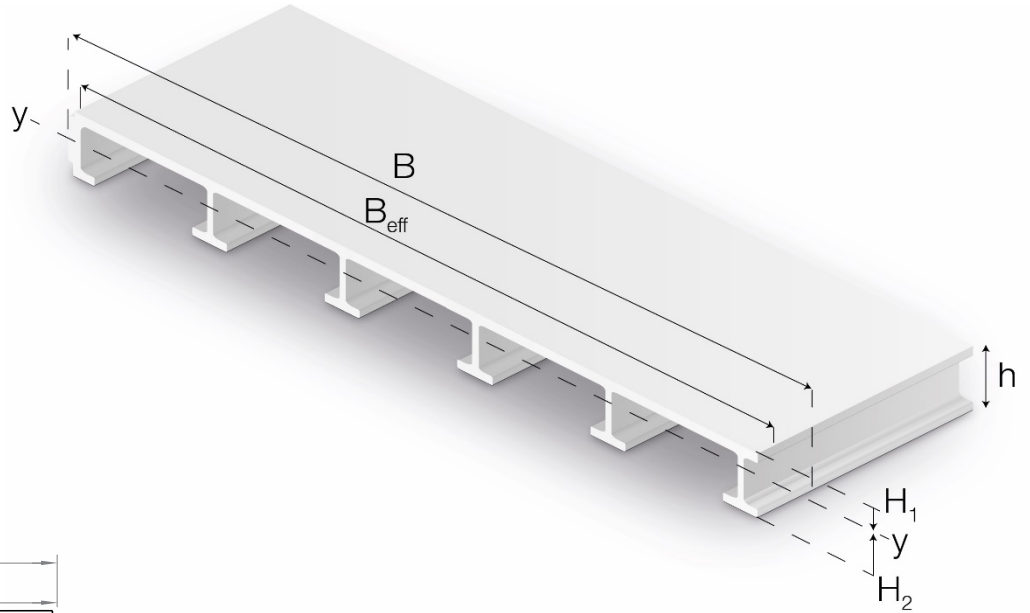
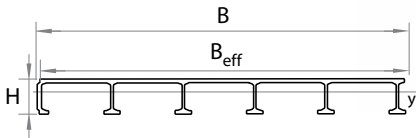


FIBERLINE

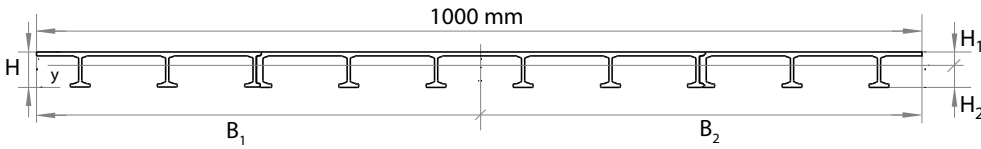


## Plank MD



### Profil

H	B	B <sub>eff</sub>	Areal	I <sub>yy</sub>	Vikt
mm	mm	mm	mm <sup>2</sup>	x10 <sup>6</sup> mm <sup>4</sup>	kg/m
40	505	500	3650	0,7	6,57



### Modul

H	B <sub>1</sub>	B <sub>2</sub>	H <sub>1</sub>	H <sub>2</sub>	Areal	I <sub>yy</sub>	Vikt
mm	mm	mm	mm	mm	mm <sup>2</sup> /m	x10 <sup>6</sup> mm <sup>4</sup> /m	kg/m <sup>2</sup>
40	500	500	11,5	28,5	7300	1,39	13,14