



MD Plank

Single span with line load			
	Load capacity per meter width at L/200 [kN/m]	Load capacity per meter width at L/300 [kN/m]	Load bearing capacity per meter width [kN/m]
Span L [m]	z-axis	z-axis	z-axis
0,50	81,80	54,54	199,82
1,00	11,69	7,79	57,59
1,50	3,56	2,37	25,60
2,00	1,52	1,01	14,40
2,50	0,78	0,52	9,22
3,00	0,45	0,30	6,40
3,50	0,29	0,19	4,70
4,00	0,19	0,13	3,60
4,50	0,13	0,09	2,84
5,00	0,10	0,07	2,30

* Load-bearing capacity governed

Two spans with line load			
	Load capacity per meter width at L/200 [kN/m]	Load capacity per meter width at L/300 [kN/m]	Load bearing capacity per meter width [kN/m]
Span L [m]	z-axis	z-axis	z-axis
0,50	159,21	106,14	159,85
1,00	26,32	17,55	57,59
1,50	8,29	5,53	25,60
2,00	3,58	2,39	14,40
2,50	1,85	1,23	9,22
3,00	1,08	0,72	6,40
3,50	0,68	0,45	4,70
4,00	0,46	0,30	3,60
4,50	0,32	0,21	2,84
5,00	0,23	0,16	2,30

* Load-bearing capacity governed

Three spans with line load			
	Load capacity per meter width at L/200 [kN/m]	Load capacity per meter width at L/300 [kN/m]	Load bearing capacity per meter width [kN/m]
Span L [m]	z-axis	z-axis	z-axis
0,50	134,72	89,82	166,51
1,00	21,22	14,15	71,99
1,50	6,61	4,40	32,00
2,00	2,84	1,89	18,00
2,50	1,46	0,98	11,52
3,00	0,85	0,57	8,00
3,50	0,54	0,36	5,88
4,00	0,36	0,24	4,50
4,50	0,25	0,17	3,56
5,00	0,19	0,12	2,88

* Load-bearing capacity governed

Single span with point load			
	Load capacity per meter width at L/200 [kN/m]	Load capacity per meter width at L/300 [kN/m]	Load bearing capacity per meter width [kN/m]
Span L [m]	z-axis	z-axis	z-axis
0,50	54,54	36,36	57,59
1,00	7,44	4,96	28,80
1,50	2,24	1,49	19,20
2,00	0,95	0,63	14,40
2,50	0,49	0,33	11,52
3,00	0,28	0,19	9,60
3,50	0,18	0,12	8,23
4,00	0,12	0,08	7,20
4,50	0,08	0,06	6,40
5,00	0,06	0,04	5,76

* Load-bearing capacity governed

Two spans with point load			
	Load capacity per meter width at L/200 [kN/m]	Load capacity per meter width at L/300 [kN/m]	Load bearing capacity per meter width [kN/m]
Span L [m]	z-axis	z-axis	z-axis
0,50	70,93*	48,41	70,93
1,00	10,21	6,81	35,46
1,50	3,10	2,07	23,64
2,00	1,32	0,88	17,73
2,50	0,68	0,45	14,19
3,00	0,39	0,26	11,82
3,50	0,25	0,17	10,13
4,00	0,17	0,11	8,87
4,50	0,12	0,08	7,88
5,00	0,09	0,06	7,09

* Load-bearing capacity governed

Three spans with point load			
	Load capacity per meter width at L/200 [kN/m]	Load capacity per meter width at L/300 [kN/m]	Load bearing capacity per meter width [kN/m]
Span L [m]	z-axis	z-axis	z-axis
0,50	71,99*	49,58	71,99
1,00	10,49	6,99	36,00
1,50	3,18	2,12	24,00
2,00	1,35	0,90	18,00
2,50	0,70	0,46	14,40
3,00	0,40	0,27	12,00
3,50	0,25	0,17	10,28
4,00	0,17	0,11	9,00
4,50	0,12	0,08	8,00
5,00	0,09	0,06	7,20

* Load-bearing capacity governed



HD Plank

Single span with line load			
	Load capacity per meter width at L/200 [kN/m]	Load capacity per meter width at L/300 [kN/m]	Load bearing capacity per meter width [kN/m]
Span L [m]	z-axis	z-axis	z-axis
0,50	127,68	85,12	334,99
1,00	18,07	12,05	101,67
1,50	5,49	3,66	45,19
2,00	2,34	1,56	25,42
2,50	1,20	0,80	16,27
3,00	0,70	0,46	11,30
3,50	0,44	0,29	8,30
4,00	0,29	0,20	6,35
4,50	0,21	0,14	5,02
5,00	0,15	0,10	4,07

* Load-bearing capacity governed

Two spans with line load			
	Load capacity per meter width at L/200 [kN/m]	Load capacity per meter width at L/300 [kN/m]	Load bearing capacity per meter width [kN/m]
Span L [m]	z-axis	z-axis	z-axis
0,50	251,81	167,87	267,99
1,00	40,88	27,26	101,67
1,50	12,82	8,55	45,19
2,00	5,52	3,68	25,42
2,50	2,86	1,90	16,27
3,00	1,66	1,11	11,30
3,50	1,05	0,70	8,30
4,00	0,70	0,47	6,35
4,50	0,50	0,33	5,02
5,00	0,36	0,24	4,07

* Load-bearing capacity governed

Three spans with line load			
	Load capacity per meter width at L/200 [kN/m]	Load capacity per meter width at L/300 [kN/m]	Load bearing capacity per meter width [kN/m]
Span L [m]	z-axis	z-axis	z-axis
0,50	212,19	141,46	279,16
1,00	32,90	21,94	127,09
1,50	10,20	6,80	56,48
2,00	4,38	2,92	31,77
2,50	2,26	1,51	20,33
3,00	1,31	0,87	14,12
3,50	0,83	0,55	10,37
4,00	0,56	0,37	7,94
4,50	0,39	0,26	6,28
5,00	0,29	0,19	5,08

* Load-bearing capacity governed

Single span with point load			
	Load capacity per meter width at L/200 [kN]	Load capacity per meter width at L/300 [kN]	Load bearing capacity per meter width [kN]
Span L [m]	z-axis	z-axis	z-axis
0,50	84,75	56,50	101,67
1,00	11,48	7,65	50,84
1,50	3,46	2,30	33,89
2,00	1,47	0,98	25,42
2,50	0,75	0,50	20,33
3,00	0,44	0,29	16,95
3,50	0,27	0,18	14,52
4,00	0,18	0,12	12,71
4,50	0,13	0,09	11,30
5,00	0,09	0,06	10,17

* Load-bearing capacity governed

Two spans with point load			
	Load capacity per meter width at L/200 [kN]	Load capacity per meter width at L/300 [kN]	Load bearing capacity per meter width [kN]
Span L [m]	z-axis	z-axis	z-axis
0,50	113,16	75,44	125,21
1,00	15,78	10,52	62,61
1,50	4,78	3,18	41,74
2,00	2,03	1,35	31,30
2,50	1,04	0,70	25,04
3,00	0,60	0,40	20,87
3,50	0,38	0,25	17,89
4,00	0,26	0,17	15,65
4,50	0,18	0,12	13,91
5,00	0,13	0,09	12,52

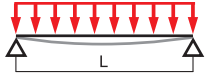
* Load-bearing capacity governed

Three spans with point load			
	Load capacity per meter width at L/200 [kN]	Load capacity per meter width at L/300 [kN]	Load bearing capacity per meter width [kN]
Span L [m]	z-axis	z-axis	z-axis
0,50	115,93	77,29	127,09
1,00	16,21	10,81	63,54
1,50	4,91	3,27	42,36
2,00	2,09	1,39	31,77
2,50	1,07	0,72	25,42
3,00	0,62	0,41	21,18
3,50	0,39	0,26	18,16
4,00	0,26	0,18	15,89
4,50	0,18	0,12	14,12
5,00	0,13	0,09	12,71

* Load-bearing capacity governed



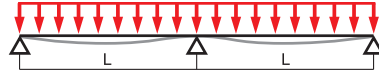
UD plank



One span, uniform distributed load

(included reduction factors Y_M , A_2 and A_3)

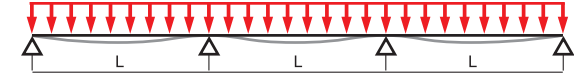
Span L [m]	Load capacity per meter width		
	Deflection L/200 [kN/m ²] around z-axis	Deflection L/300 [kN/m ²] around z-axis	Failure [kN/m ²] around z-axis
0.75	366.44	244.29	389.47
1.00	179.11	119.41	292.11
1.25	98.97	65.98	233.68
1.50	59.85	39.90	194.74
1.75	38.74	25.83	153.86
2.00	26.43	17.62	117.80
2.25	18.80	12.53	93.08
2.50	13.83	9.22	75.39
2.75	10.46	6.98	62.31
3.00	8.10	5.40	52.36



Two spans, uniform distributed load

(included reduction factors Y_M , A_2 and A_3)

Span L [m]	Load capacity per meter width		
	Deflection L/200 [kN/m ²] around z-axis	Deflection L/300 [kN/m ²] around z-axis	Failure [kN/m ²] around z-axis
0.75	311.58*	311.58*	311.58
1.00	233.68*	223.07	233.68
1.25	186.95*	132.36	186.95
1.50	125.76	83.84	155.79
1.75	83.98	55.99	133.53
2.00	58.55	39.04	116.84
2.25	42.31	28.21	93.08
2.50	31.49	20.99	75.39
2.75	24.03	16.02	62.31
3.00	18.74	12.49	52.36



Three spans, uniform distributed load

(included reduction factors Y_M , A_2 and A_3)

Span L [m]	Load capacity per meter width		
	Deflection L/200 [kN/m ²] around z-axis	Deflection L/300 [kN/m ²] around z-axis	Failure [kN/m ²] around z-axis
0.75	324.56*	324.56*	324.56
1.00	243.42*	191.19	243.42
1.25	166.39	110.93	194.74
1.50	103.80	69.20	162.28
1.75	68.59	45.73	139.10
2.00	47.47	31.65	121.71
2.25	34.11	22.74	108.19
2.50	25.29	16.86	94.24
2.75	19.24	12.83	77.88
3.00	14.96	9.98	65.44

* The load bearing capacity at failure determines the dimension.